




# PENTAX® MOUNT ADAPTER K OPERATING MANUAL

## How to use the PENTAX mount adapter K

This adapter is used to attach the conventional TAKUMAR screw-mount lens to the PENTAX K mount camera.

The distance scale of the lens can be used as it is and picture taking is possible up to infinity. However, the automatic diaphragm of the lens will not function, so meter reading must be made with the lens aperture stopped down.

- (1) Fit in the adapter, matching the red dot of the adapter with the red dot of the body mount.
- (2) Turn the adapter clockwise until it stops (65°) by using a ball-point pen or the like to lock it.
- (3) To remove the adapter, push the spring with a ball-point pen and turn the adaptor counter-clockwise until it stops.



株式会社ペンタックス光学工業株式会社

株式会社ペンタックス光学工業株式会社